



## NAVARRO COUNTY TREASURER'S REPORT


### THE STATE OF TEXAS COUNTY OF NAVARRO AFFIDAVIT

**BEFORE ME**, the undersigned authority, on this day personally appeared the following named persons, and after being duly sworn, deposes and says: Honorable H.M. Davenport Jr., County Judge, Honorable Jason Grant, Commissioner Pct. 1, Honorable Eddie Perry, Commissioner Pct. 2, Honorable Eddie Moore, Commissioner Pct. 3, and Honorable David Brewer, Commissioner Pct. 4.


I, Jane McCollum, Navarro County Chief Deputy Treasurer, on this 24<sup>th</sup> day of February, 2025 present to the Navarro County Commissioners Court the Monthly Financial Report for the month ending in January, 2025 for the court to review and approved. This report is in compliance with *Section 114.026* of the Local Government Code, so therefore we hereby execute this affidavit for publication.

With this signed affidavit, We the Commissioners Court of Navarro County, state that the requirements of *Subsection (C)* have been met with the examination of this report.

Signed and executed this 24<sup>th</sup> day of February, 2025

  
H.M. Davenport, County Judge


  
Jason Grant, Commissioner Precinct 1


  
Eddie Perry, Commissioner Precinct 2

  
Eddie Moore, Commissioner Precinct 3

  
David Brewer, Commissioner Precinct 4

SWORN AND SUBSCRIBED TO BEFORE ME, this 24<sup>th</sup> day of February, 2025 by H.M. Davenport Jr., Jason Grant, Eddie Perry, Eddie Moore, and David Brewer in their official capacities as the members of the Navarro County Commissioners Court.



  
Sherry Dowd, County Clerk

NAVARRO COUNTY, TEXAS  
REPORT OF CASH AND INVESTMENTS  
FOR THE MONTH OF JANUARY, 2025

FUND	BEGINNING BALANCE	RECEIPTS	BANK INTEREST	DISB	ENDING BALANCE	TEX POOL BEGINNING BAL	TEX POOL DEP/WD	TEX POOL INTEREST	TEX POOL ENDING BAL	TX CLASS BEGINNING BAL	TX CLASS DEP/WD	TX CLASS INTEREST	TX CLASS ENDING BAL	TOTAL
GENERAL	6,683,368.46	6,532,644.80	2,345.93	4,071,377.51	11,346,981.69	4,061,038.46	-	15,591.99	4,076,628.45	3,954,124.35	-	15,403.94	3,999,528.29	19,423,138.42
CSCD	194,750.86	45,040.50	41.96	111,912.50	127,920.82	110,755.72	-	425.24	111,180.96	-	-	-	-	239,101.78
JUVENILE	75,702.45	34,970.00	14.39	37,849.96	72,836.88	9,080.14	-	34.81	9,114.95	-	-	-	-	81,951.83
FLOOD CTRL	558,377.33	90,376.15	85.12	258,168.91	390,669.69	2,569.36	-	9.92	2,579.28	-	-	-	-	393,248.97
R&B - PCT 1	435,881.64	258,740.24	112.04	143,337.24	551,396.68	3,321.48	-	12.71	3,334.19	-	-	-	-	554,730.87
R&B - PCT 2	719,943.58	438,077.30	203.92	106,678.25	1,051,546.55	91,916.81	-	352.93	92,269.74	107,759.67	-	416.53	108,176.20	1,143,816.29
R&B - PCT 3	779,841.52	257,209.82	186.42	116,461.00	920,776.76	78,629.62	-	301.88	78,931.50	269,722.10	-	1,042.84	270,764.94	1,270,473.20
R&B - PCT 4	331,203.86	257,203.31	88.95	129,099.46	459,396.66	91,035.71	-	349.58	91,385.29	215,777.59	-	834.26	216,611.85	767,393.80
HIDTA	25,138.51	280,141.73	4.71	283,750.74	21,534.21	-	-	-	-	-	-	-	-	21,534.21
HIDTA SZ	32,059.25	-	6.81	-	32,066.06	2,018.48	-	7.76	2,026.24	-	-	-	-	34,092.30
DEBT SVC	168,167.72	91,728.46	47.64	-	259,943.82	2,596.93	-	9.94	2,606.87	-	-	-	-	262,550.69
CAPITAL	3,585.88	-	0.76	-	3,586.64	12,304.93	-	47.22	12,352.15	-	-	-	-	15,938.79
SHERIFF/ST	126,418.47	-	26.84	-	126,445.31	-	-	-	-	-	-	-	-	126,445.31
D.A. FORFEIT	208,288.89	-	47.84	99.82	208,236.91	133,779.82	-	513.68	134,293.50	-	-	-	-	342,530.41
HEALTH INS	472,446.71	401,459.45	98.09	400,372.43	473,631.82	14,245.96	-	54.67	14,300.63	-	-	-	-	487,932.45
ECON DEV	-	-	-	-	-	2,559.35	-	9.92	2,569.27	-	-	-	-	2,569.27
TRUST	640,259.26	213,225.68	329.00	18,820.02	834,993.92	1,082,949.71	-	4,157.89	1,087,107.60	1,078,887.96	-	4,171.35	1,083,059.31	3,005,160.83
LAKE TRUST	244.56	-	0.05	-	244.61	113,399.49	-	435.39	113,834.88	-	-	-	-	114,079.49
REV. & CLRNG	1,159,544.34	5,253,387.16	464.07	5,240,276.38	1,173,119.19	1,072,135.16	-	4,116.42	1,076,251.58	-	-	-	-	2,249,370.77
PAYROLL	17,303.61	1,275,683.04	22.96	1,275,683.04	17,326.57	-	-	-	-	-	-	-	-	17,326.57
DISB	106,587.29	4,341,257.13	187.93	4,340,858.33	107,174.02	-	-	-	-	-	-	-	-	107,174.02
GO BOND	102,725.02	-	21.81	-	102,746.83	-	-	-	-	-	-	-	-	102,746.83
SPECIAL REV	1,211,206.57	-	256.88	2,519.23	1,208,944.22	-	-	-	-	-	-	-	-	1,208,944.22
SHERIFF/FED	335,973.63	15,894.82	71.93	682.50	351,257.88	61.95	-	0.31	62.26	-	-	-	-	351,320.14
ELECTION	364,348.42	-	77.36	-	364,425.78	-	-	-	-	-	-	-	-	364,425.78
A.R.P.A.	41,738.42	-	9.37	204,162.08	57,585.71	767,763.92	(170,000.00)	2,569.56	600,333.48	970,806.66	(50,000.00)	3,722.43	924,529.09	1,582,448.28
TOTAL	16,995,106.25	19,787,039.59	4,752.78	16,742,109.40	20,264,789.22	7,652,161.00	(170,000.00)	29,001.82	7,511,162.82	6,627,078.33	(50,000.00)	25,591.35	6,602,669.68	34,270,445.52

	CURRENT MONTH	YTD
INTEREST EARNED	59,345.95	245,863.72

Prepared By: Jane McCollum / Chief Deputy Treasurer

2/19/2025  
Date

Reviewed By: Terri Gillen / County Auditor

2/20/2025  
Date